



OUTDOORSINESS

BE THE DESTINATION

46' Square Pedestal Table - Inground Mount



Models:

TSQ46-A-12-000

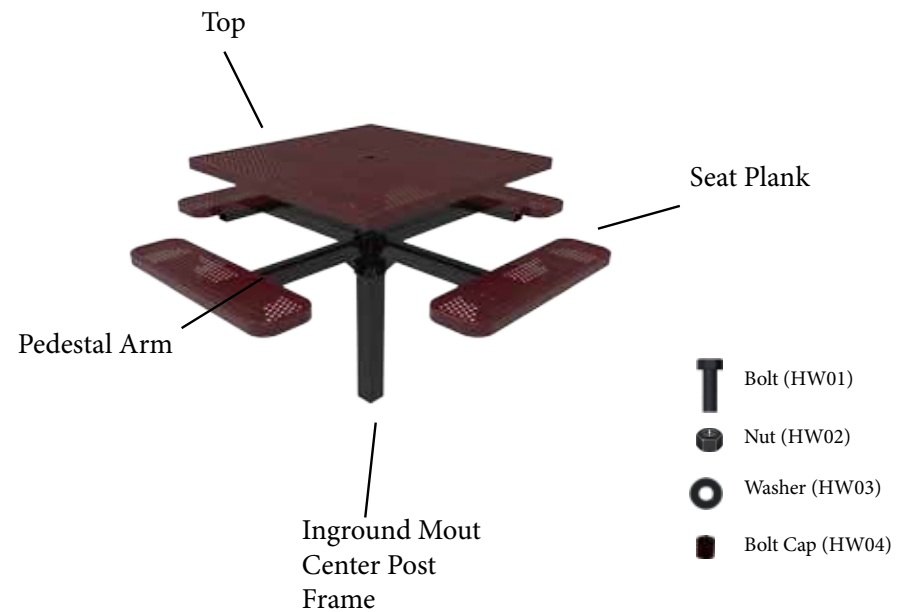
TSQ46-B-12-000

TSQ46-C-12-000

TSQ46-D-12-000

Parts, Hardware, and Suggested Tools

Unit Common Description	Units Per Model
46" Square Top	1
38" Rectangular Seat	4
Pedestal Center Post - Inground Mount	1
pedestal Arms	4
5/16-18 x 1 1/2" tap bolt w/black xylan	20
5/16-18 nylock nut w/black xylan	20
5/16 uss flat washer w/black ox	40
#vc300-8 5/16" bolt size 1/2" lg vinyl cap	20
1/2"-13x5.5 hex cap screw w/black xylan	8
1/2" - 13 hex nut nylon w/black black xylan	8



Suggested Tools



Open Face Wrench



Socket Wrench



Tape Measure



Level

Specification - Written

Top and Seat Material: Outer frame is made from 3/4" x 2" rolled form angle iron.

- Expanded Metal models - Inside material is 3/4" #9 Expanded Metal, Bracing is 1-1/2" Solid Steel flat bar. All MIG welded.
- Punched Steel models- Inside material is 12 gauge, 1/2" punched Steel. Bracing is 1-1/2" Solid Steel flat bar. All MIG welded.

(Table Specifications conform to the latest ADA requirements for Accesibility)

Top and Seat Coating:

- Advantage Coating - MyTCoat's Advantage Coating is our proprietary coating unique only to MyTCoat. This state-of-the art coating will not chip, crack or peel. It doesn't have any drips or runs, and it the most durable coating on the market. The Advantage coating come with a 7 year Warranty and is available in 13 Different Colors.
- Industry Standard Coating - the Industry Standard line is coated with a Premium Polyethylene Coating, The Industry Standard coating comes with a 5 year warranty and is available in 9 different colors

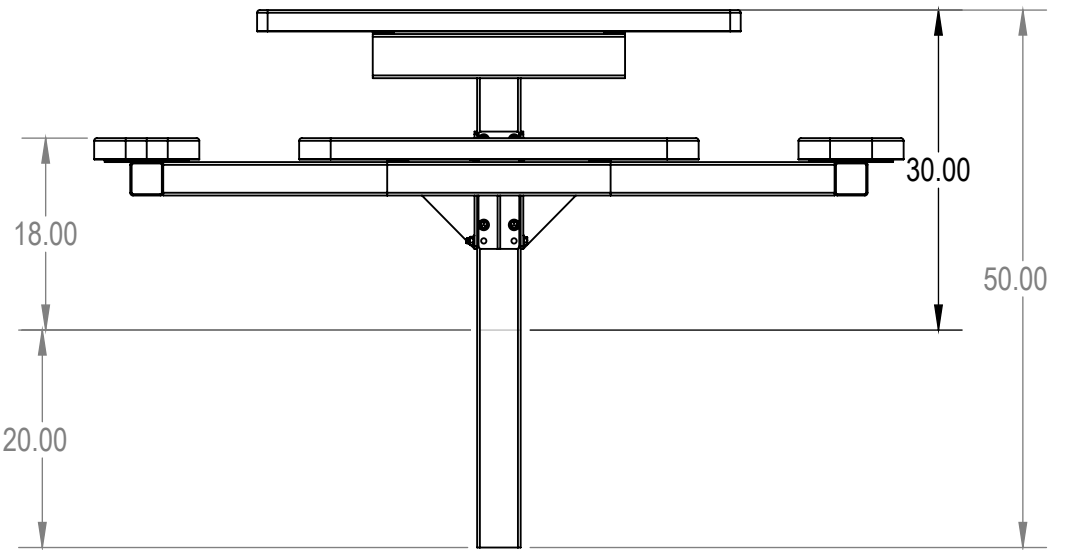
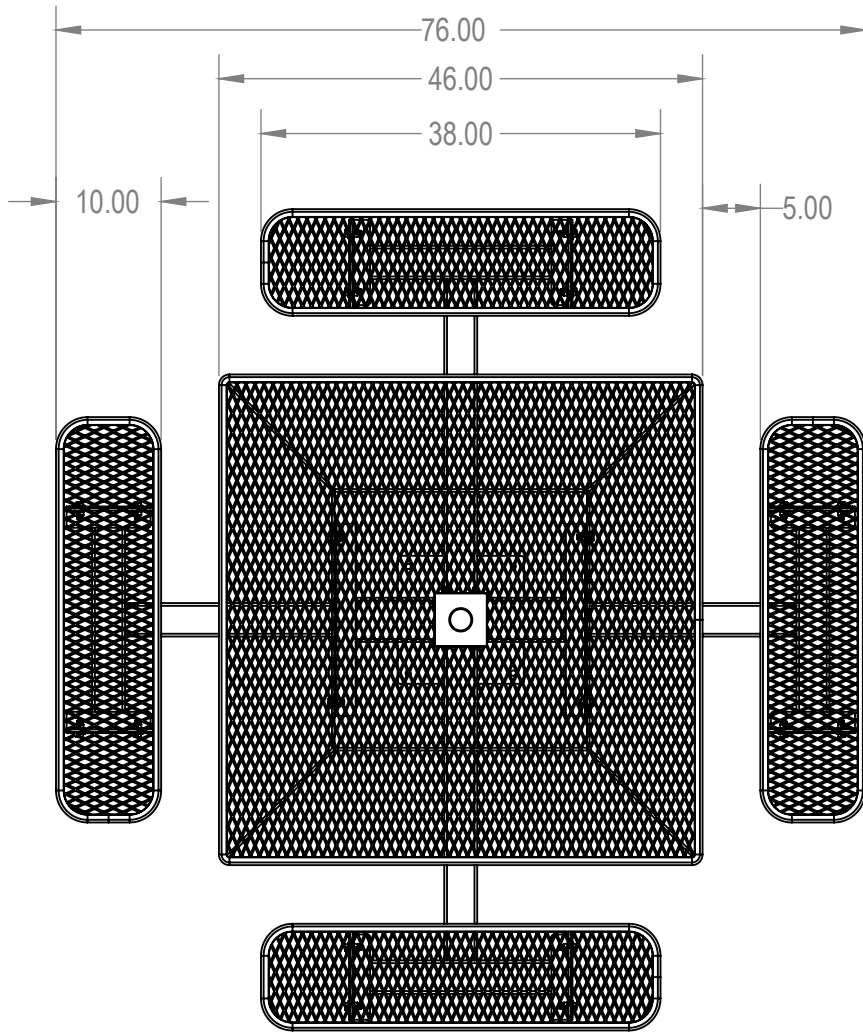
Frames: Pedestal Arms are made from 3" x 3" square pre-galvanized steel tubing. Pedestal Center Post is made from 4" x 4" square pre-galvanized steel tubing.

Frame Coating: High Durability Architectural Grade electrostatic applied Powder Coat.

Hardware: All hardware is Xylan coating black hardware for extra protection and strength

Dimension: 46' Pedestal Picnic Table Top - 46" W x 46" L, Seats - 10" W x 38" L, Overall Dimension: 76" W x 76" L x 50" H

Specification - Drawing



Assembly Instructions

MyTCoat does not offer installation: Recommend a professional Installer to install this table.

- 1. Install Center Post into Concrete (recommend 24"x 24"x 24" hole)**
- 2. Attach Pedestal Arms using 5.5" Bolts and Nuts. Bolts go all the way through the center post. Use Top Bolt pattern for one side, Bottom Bolt pattern for the opposite side.**
- 3. Attached Seats and Top using hardware provided (Hand Tighten at this time)**
- 4. Level Tops and Seats and finish fully tightening hardware.**

Installation Safety:

Please Follow Installation Instructions provided by Manufacturer

It is recommended that Product is installer by an experienced installer

Product should be inspected at the time of Delivery, do not install and damaged on defective parts or products.

All Hardware for proper assembly (not installation) is provided. Use hardware that is included with this product.

Product Maintenance:

Maintenance inspection should be performed at a minimum of once a year.

Cleaning, when necessary can be performed with warm water and most household cleaners, avoid any harsh chemicals such as paint remover and acetone. Contact Manufacturer before cleaning to determine if cleaning product is OK for use.

Any surface rust that may occur should be removed and repainted. Contact Manufacturer for touch up paint or any other recommended paints.

Contact Manufacturer for instructions on removing vandalism such as spray paint.

In the case that the MyTCoat coating is damaged, contact Manufacturer for instructions for repair.

Bolts and nuts should be checked on a regular basis to maintain proper tightness.