



OUTDOORSINESS

BE THE DESTINATION


6' Austin Bench

Model Number:
BAU06-W-64-000



Parts, Hardware, and Suggested Tools

Unit Common Description	Units Per Model
6' Contoured Bench Seat	1
Austin Bench Frame	2
3/8" x 1-1/2" Button Head Bolts	4
3/8" nylock nut	4
3/8" uss flat washer	24



Suggested Tools



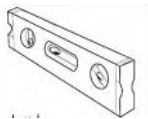
Open Face Wrench



Socket Wrench



Tape Measure



Level



Specification - Written

Seat Material: Outer frame is made from 3/4" x 2" rolled form angle iron.

- Slatted Steel - Inside Material is 11 gauge slatted steel. Bracing is 1-1/2" Solid Steel flat bar. All MIG welded.

Seat Coating:

- Industry Standard Coating - the Industry Standard line is coated with a Premium Polyethylene Coating, The Industry Standard coating comes with a 5 year warranty and is available in 9 different colors

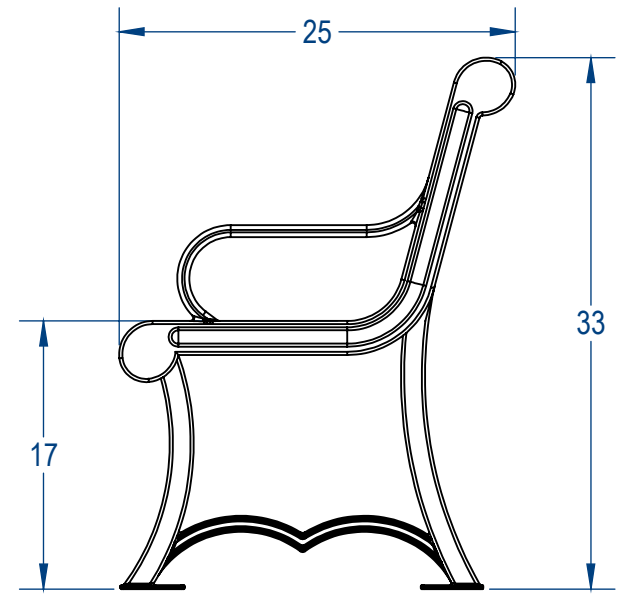
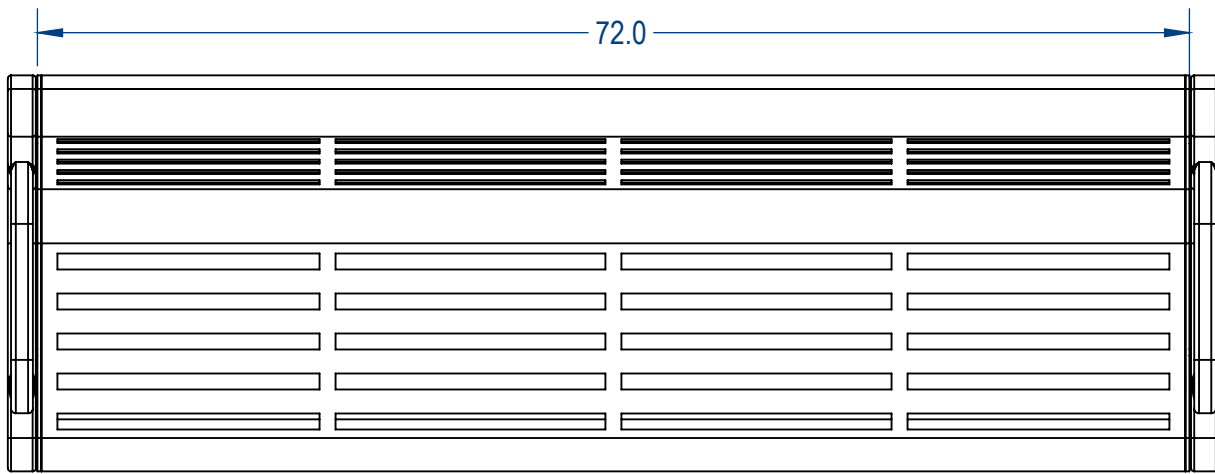
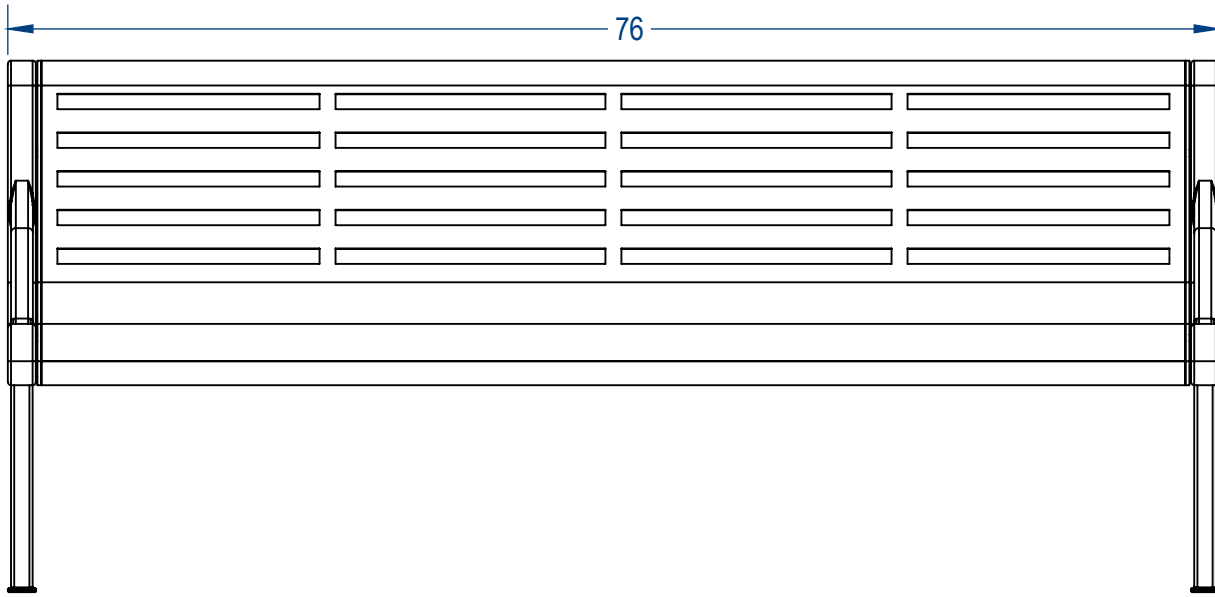
Frames: Frames are made Cast Aluminum

Frame Coating: High Durability Architectural Grade electrostatic applied Powder Coat.

Hardware: Stainless Steel

Dimension: 15' Inground Bench with Back Overall Dimension: 180" L, Seat Height 18" (after install), Overall Height 30.5", Seat Width 15"

Specification - Drawing



Assembly Instructions

1. Attach Portable Legs to Seat using hardware provided

MyTCoat does not offer installation: Recommend a professional Installer to install bench inground

Installation Safety:

Please Follow Installation Instructions provided by Manufacturer

It is recommended that Product is installer by an experienced installer

Product should be inspected at the time of Delivery, do not install and damaged on defective parts or products.

All Hardware for proper assembly (not installation) is provided. Use hardware that is included with this product.

Product Maintenance:

Maintenance inspection should be performed at a minimum of once a year.

Cleaning, when necessary can be performed with warm water and most household cleaners, avoid any harsh chemicals such as paint remover and acetone. Contact Manufacturer before cleaning to determine if cleaning product is OK for use.

Any surface rust that may occur should be removed and repainted. Contact Manufacturer for touch up paint or any other recommended paints.

Contact Manufacturer for instructions on removing vandalism such as spray paint.

In the case that the MyTCoat coating is damaged, contact Manufacturer for instructions for repair.

Bolts and nuts should be checked on a regular basis to maintain proper tightness.