

Model OWRB 4 and 6 Foot Single Pedestal Contour Bench with Lumber Timbers

**SPECIFICATION
BULLETIN**
#SPC-BC-204
REV. 07-22



Model OWRB/P/G-6CO34 6 Ft. Surface Mount Single Pedestal Bench with hot dip galvanized frame and Construction Heart Redwood 3" x 4" timbers. Shown with optional surface mount base plate.

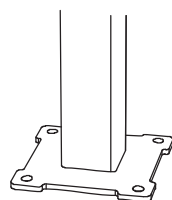

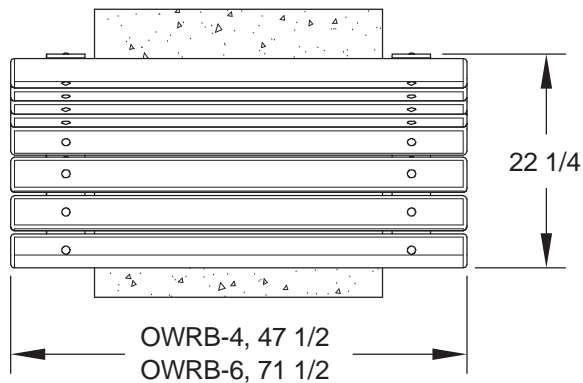
- **Sturdy, formed and welded steel construction**
- **Contour design with Bull-nosed top and front timbers**
- **Precision drilled Hardwood 3" x 4" Timbers**
- **Quality construction throughout**

SPECIFICATIONS:

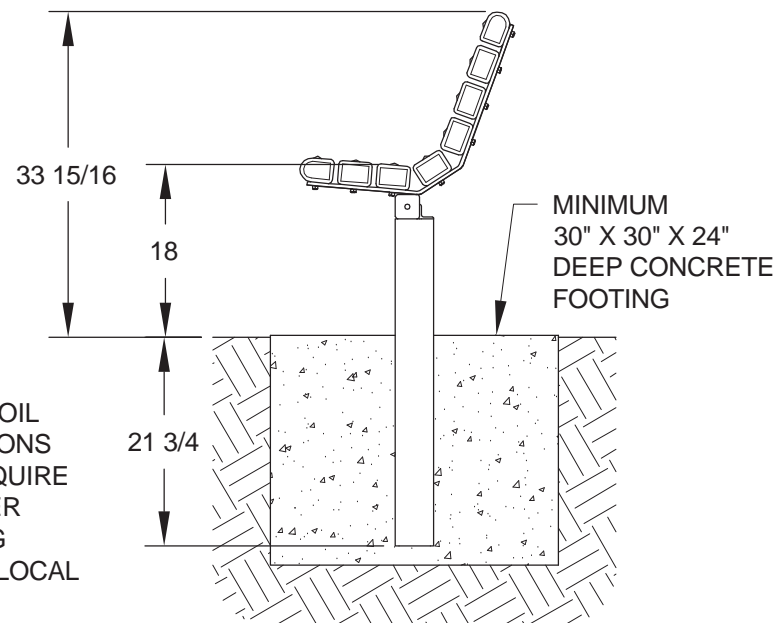
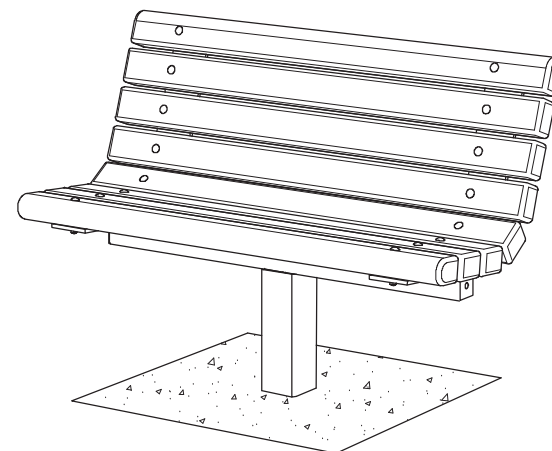
- **Model OWRB Series** frame is a one-piece welded construction with 4" x 4" square steel post, a 2-1/2" x 2-1/2" square tube cross-arm, and seat brackets constructed of 3/8" x 4" A-36 flat steel bar, die-formed for shape and reinforcement, to mount eight 3" x 4" timbers.
- Bench is designed to be permanently anchored by embedding frame post in concrete footing.
- **Model OWRB-4** is a nom. 4 ft. in length.
- **Model OWRB-6** is a nom. 6 ft. in length.
- **Standard:** All steel frame components are hot-dip galvanized after fabrication to ASTM-A123 to maintain an average zinc coating of 2.0 oz. per sq. ft. of surface area (indicated by "/G" in model no., e.g. OWRB/G-4CO34).
- **Standard:** Lumber is Construction Heart Redwood (indicated by "CO34" in model no., e.g. OWRB/G-4**CO34**). All lumber is surface planed on all four sides; precision drilled for assembly; and has all exposed edges removed to a 3/8" radius. Top and front timbers have a bull-nose radius on outside edges.
- All fasteners are provided for assembly.
- **Optional:** Frame is provided with a 3/8" x 10" x 10" steel base plate with four 25/32" holes to secure bench to existing concrete pad. To specify add "/P" after the OWRB in the model no., e.g. OWRB/P/G-4CO34. (Anchor bolts not included.)
- **Optional:** Color choices of powder coated steel frame components. For optional colors choices see Specification Bulletin #SPC-CO-001.
- **NOTE:** All contour benches using lumber or recycled plastic seat timbers that include a custom plaque or engraving may use lag bolts to attach the timbers to the bench frame (*instead of carriage bolts*).

AVAILABLE OPTIONS

- 4' or 6' models
- Powder Coat Finish in choice of colors for steel frame components
- Surface Mount Base Plate
- Custom Plaques available (call for details)
- Armrests



OPTIONAL
3/8" X 10" X 10"
SURFACE MOUNT
BASE PLATE WITH
FOUR 25/32" DIA. HOLES



NOTE:
LOCAL SOIL
CONDITIONS
MAY REQUIRE
A LARGER
FOOTING
(CHECK LOCAL
CODES)

ALL DIMENSIONS IN INCHES

DRAWN BY
WWM

TITLE OWRB SERIES 4 AND 6 FOOT EMBEDDED MOUNT SINGLE PEDESTAL CONTOUR
BENCH WITH LUMBER SEAT

DATE 4-27-11

DWG. NO. AI-2007